


## FFPF04U150S

### Features

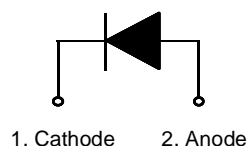
- High voltage and high reliability
- High speed switching
- Low forward voltage

### Applications

- Suitable for damper diode in horizontal deflection circuits



TO-220F



## DAMPER DIODE

### Absolute Maximum Ratings $T_C=25^\circ\text{C}$ unless otherwise noted

Symbol	Parameter	Value	Units
$V_{RRM}$	Peak Repetitive Reverse Voltage	1500	V
$I_{F(AV)}$	Average Rectified Forward Current @ $T_C = 125^\circ\text{C}$	4	A
$I_{FSM}$	Non-repetitive Peak Surge Current 60Hz Single Half-Sine Wave	40	A
$T_J, T_{STG}$	Operating Junction and Storage Temperature	- 65 to +150	$^\circ\text{C}$

### Thermal Characteristics

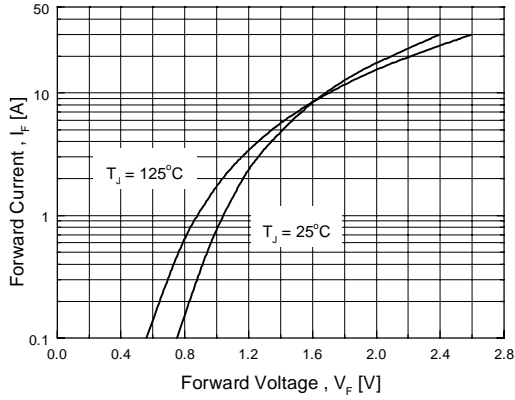
Symbol	Parameter	Value	Units
$R_{\theta JC}$	Maximum Thermal Resistance, Junction to Case	4.0	$^\circ\text{C/W}$

### Electrical Characteristics $T_C=25^\circ\text{C}$ unless otherwise noted

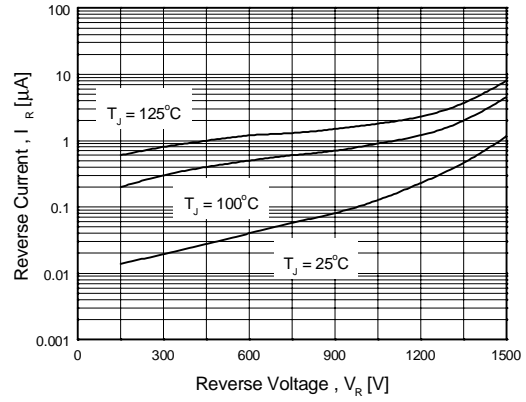
Symbol	Parameter	Min.	Typ.	Max.	Units	
$V_{FM}^*$	Maximum Instantaneous Forward Voltage $I_F = 4\text{A}$	$T_C = 25^\circ\text{C}$	-	-	1.8	V
		$T_C = 125^\circ\text{C}$	-	-	1.7	
$I_{RM}^*$	Maximum Instantaneous Reverse Current @ rated $V_R$	$T_C = 25^\circ\text{C}$	-	-	7	$\mu\text{A}$
		$T_C = 125^\circ\text{C}$	-	-	60	
$t_{rr}$	Maximum Reverse Recovery Time ( $I_F = 1\text{A}$ , $di/dt = 50\text{A}/\mu\text{s}$ )	-	-	150	ns	
$t_{fr}$	Maximum Forward Recovery Time ( $I_F = 6.5\text{A}$ , $di/dt = 50\text{A}/\mu\text{s}$ )	-	-	400	ns	
$V_{FRM}$	Maximum Forward Recovery Voltage	-	-	19	V	

\* Pulse Test: Pulse Width=300 $\mu\text{s}$ , Duty Cycle=2%

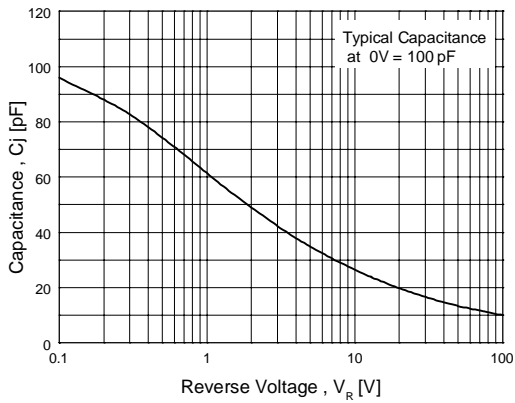
# Typical Characteristics



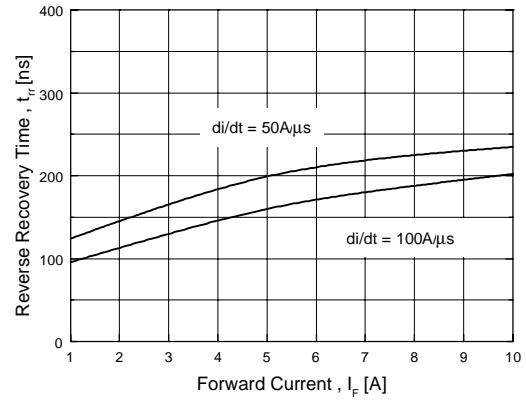
**Figure 1. Typical Forward Voltage Drop vs. Forward Current**



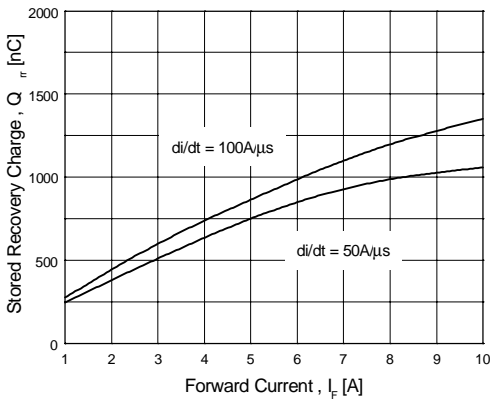
**Figure 2. Typical Reverse Current vs. Reverse Voltage**



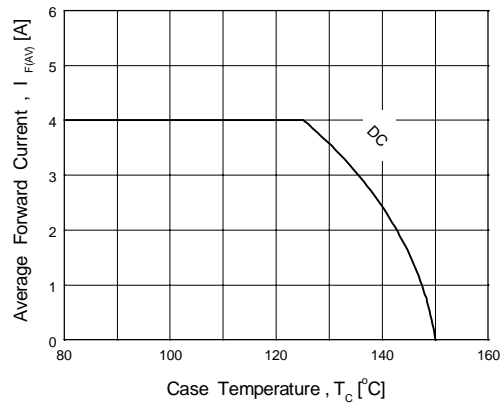
**Figure 3. Typical Junction Capacitance**



**Figure 4. Typical Reverse Recovery Time vs. Forward Current**



**Figure 5. Typical Stored Charge vs. Forward Current**

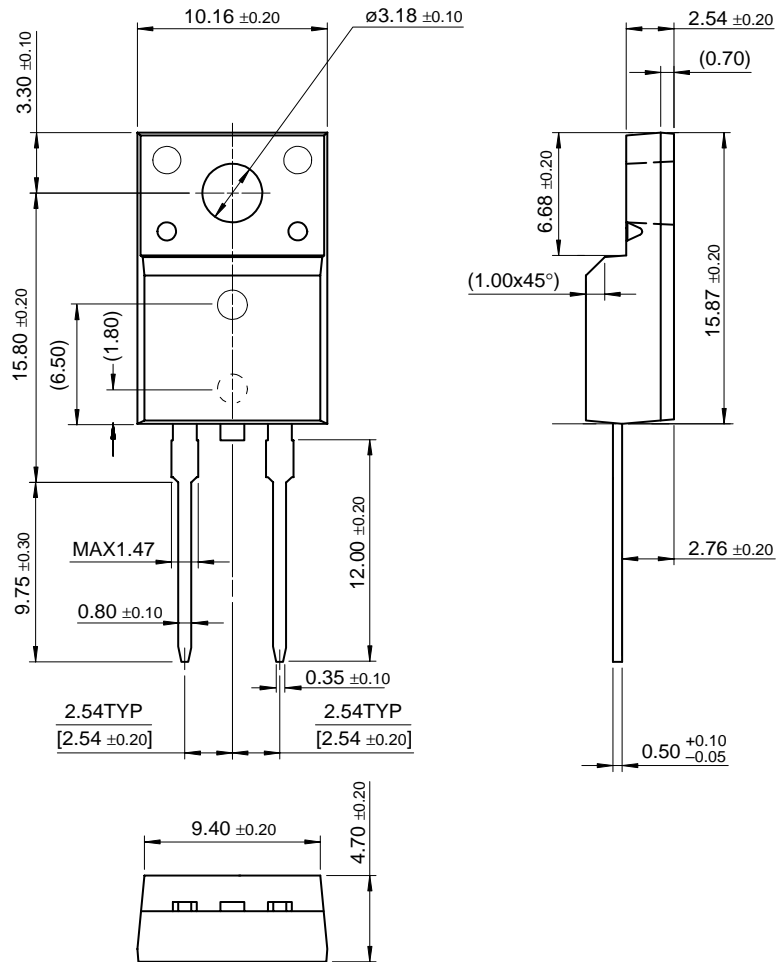


**Figure 6. Forward Current Derating Curve**

# Package Dimensions

## TO-220F 2L

FFPF04U150S



Dimensions in Millimeters

## TRADEMARKS

The following are registered and unregistered trademarks Fairchild Semiconductor owns or is authorized to use and is not intended to be an exhaustive list of all such trademarks.

ACE <sup>x</sup> <sup>™</sup>	FAST <sup>r</sup> <sup>™</sup>	QFET <sup>™</sup>	VCX <sup>™</sup>
Bottomless <sup>™</sup>	GlobalOptoisolator <sup>™</sup>	QS <sup>™</sup>	
CoolFET <sup>™</sup>	GTO <sup>™</sup>	QT Optoelectronics <sup>™</sup>	
CROSSVOLT <sup>™</sup>	HiSeC <sup>™</sup>	Quiet Series <sup>™</sup>	
DOME <sup>™</sup>	ISOPANAR <sup>™</sup>	SuperSOT <sup>™</sup> -3	
E <sup>2</sup> CMOS <sup>™</sup>	MICROWIRE <sup>™</sup>	SuperSOT <sup>™</sup> -6	
EnSigna <sup>™</sup>	OPTOLOGIC <sup>™</sup>	SuperSOT <sup>™</sup> -8	
FACT <sup>™</sup>	OPTOPLANAR <sup>™</sup>	SyncFET <sup>™</sup>	
FACT Quiet Series <sup>™</sup>	POP <sup>™</sup>	TinyLogic <sup>™</sup>	
FAST <sup>®</sup>	PowerTrench <sup>®</sup>	UHC <sup>™</sup>	

## DISCLAIMER

FAIRCHILD SEMICONDUCTOR RESERVES THE RIGHT TO MAKE CHANGES WITHOUT FURTHER NOTICE TO ANY PRODUCTS HEREIN TO IMPROVE RELIABILITY, FUNCTION OR DESIGN. FAIRCHILD DOES NOT ASSUME ANY LIABILITY ARISING OUT OF THE APPLICATION OR USE OF ANY PRODUCT OR CIRCUIT DESCRIBED HEREIN; NEITHER DOES IT CONVEY ANY LICENSE UNDER ITS PATENT RIGHTS, NOR THE RIGHTS OF OTHERS.

## LIFE SUPPORT POLICY

FAIRCHILD'S PRODUCTS ARE NOT AUTHORIZED FOR USE AS CRITICAL COMPONENTS IN LIFE SUPPORT DEVICES OR SYSTEMS WITHOUT THE EXPRESS WRITTEN APPROVAL OF FAIRCHILD SEMICONDUCTOR CORPORATION. As used herein:

1. Life support devices or systems are devices or systems which, (a) are intended for surgical implant into the body, or (b) support or sustain life, or (c) whose failure to perform when properly used in accordance with instructions for use provided in the labeling, can be reasonably expected to result in significant injury to the user.
2. A critical component is any component of a life support device or system whose failure to perform can be reasonably expected to cause the failure of the life support device or system, or to affect its safety or effectiveness.

## PRODUCT STATUS DEFINITIONS

### Definition of Terms

Datasheet Identification	Product Status	Definition
Advance Information	Formative or In Design	This datasheet contains the design specifications for product development. Specifications may change in any manner without notice.
Preliminary	First Production	This datasheet contains preliminary data, and supplementary data will be published at a later date. Fairchild Semiconductor reserves the right to make changes at any time without notice in order to improve design.
No Identification Needed	Full Production	This datasheet contains final specifications. Fairchild Semiconductor reserves the right to make changes at any time without notice in order to improve design.
Obsolete	Not In Production	This datasheet contains specifications on a product that has been discontinued by Fairchild semiconductor. The datasheet is printed for reference information only.