



# VB SERIES GENERAL PURPOSE FILTERS



## INTRODUCTIONS

1. Designed as general purpose filter providing effective EMI suppression.
2. All part numbers are UL recognized, CSA certified and VDE approved.

## COMPONENTS

PARTNO.	L(mH)	Cx(uF)	Cy(pF)	R (Ohm)
03VBAG5	1.3	0.033	2200	-
03VBAW5				
05VBAG5	0.6			
05VBAW5				
10VBAG5	0.8			
10VBAW5				
10VBAS5				
20VBAG5	0.7			
20VBAS5				
30VBGS5	0.6			

## INSERTION LOSS(TYPICAL)

COMMON MODE (L-G) IN 50 OHMS SYSTEM						
CURRENT RATING	FREQUENCY-MHz					
	.15	.50	1.0	5.0	10	30
3A	20	30	38	45	45	
5A	10	20	28	45	45	50
10A	13	20	22	35	35	50
20A	13	20	25	40	45	48
30A	8	21	26	34	37	38
DIFFERENTIAL MODE (L-L) IN 50 OHMS SYSTEM						
3A		2	8	40	35	30
5A		2	8	30	35	30
10A		2	8	30	30	30
20A		2	8	35	35	40
30A		10	15	45	50	42

## ELECTRICAL SCHEMATIC



## SPECIFICATIONS

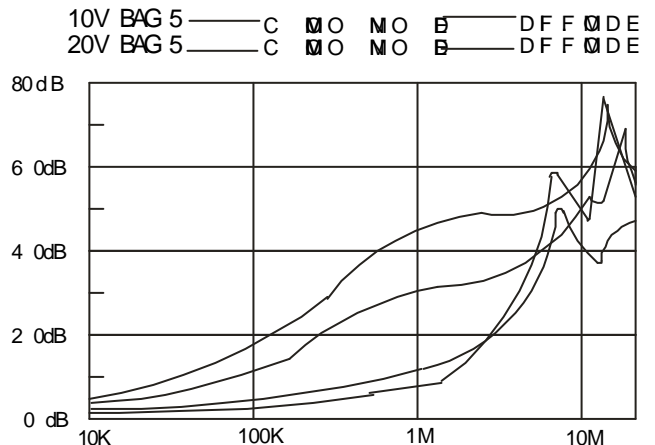
1. Maximum leakage current each line-to-ground @ 115VAC 60Hz: 0.20mA  
0.40mA (30VBGS5)  
@ 250VAC 60Hz: 0.40mA  
0.80mA (30VBGS5)
2. Hipot rating (one minute)  
line-to-ground: 2250VDC  
line-to-line: 1450VDC
3. Operating frequency: 50/60Hz
4. Rated voltage: 115/250VAC

## SERIES DIMENSIONS

PARNO.	DIMENSIONS IN INCHES/mm							
	A	B	C	D	E			
03VBAG5	2.15	1.77	0.65	2.13	2.54			
	54.61					16.5		
03VBAW5	0.96		2.54			0.79	54.1	64.5
	24.38							
05VBAG5	2.54		44.9			1.16	2.38	2.77
	64.52							
05VBAW5	1.33		3.40			1.15	60.5	70.3
	33.78							
*10VBAG5	2.54		51.3			29.2	3.75	4.14
	64.52							
*10VBAW5	1.33	86.36	1.52	95.25	105.2			
	33.78							
*10VBAS5	3.10	133.4	1.52	3.75	4.14			
	78.74							
20VBAG5	3.25	133.4	1.52	3.75	4.14			
	82.55							
20VBAS5	3.37	133.4	1.52	3.75	4.14			
	85.6							
30VBGS5	5.25	133.4	1.52	3.75	4.14			
	133.4							

\* VDE approved to 8A/250VAC  
\* VDE approved to 16A/250VAC

## MINIMUM INSERTION LOSS IN dB



**MECHANICAL CONSTRUCTION**



AW5



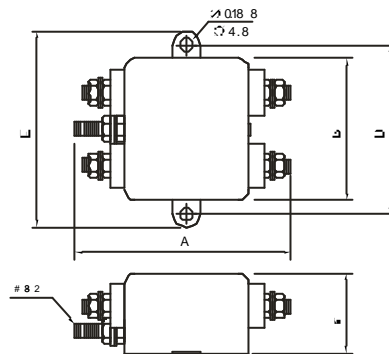
ALL WIRE LEADS 4.0" LONG MIN.



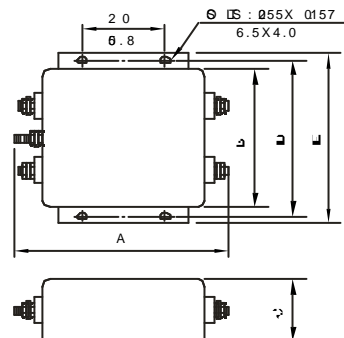
AG5



AS5



GS5



UNIT:  $\frac{\text{INCH}}{\text{mm}}$