

# FG18C0G1H682JNT06

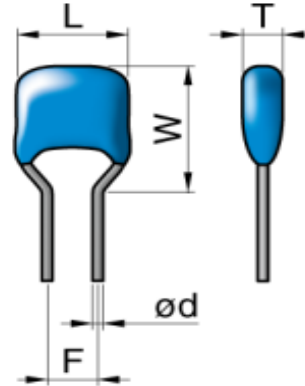


## Application

Commercial Grade

## Series

FG18



## Dimensions

L 4mm Max.  
 W 5.5mm Max.  
 T 2.5mm Max.  
 F 2.5mm +0.5,-0.2mm  
 d 0.5mm +0.1,-0.03mm

## Temperature Characteristic

-55 to 125°C 0+/-30ppm/°C

## Rated Voltage

50Vdc

## Capacitance

6.8nF

## Capacitance Tolerance

+/-5%

## Q Factor

1000 Min.

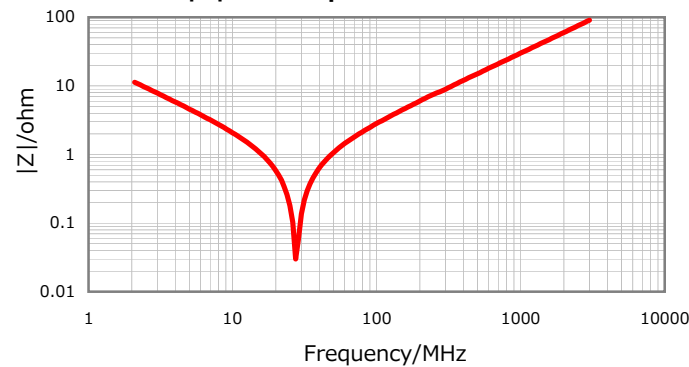
## Insulation Resistance

10000Mohm Min.

## AEC-Q200

No

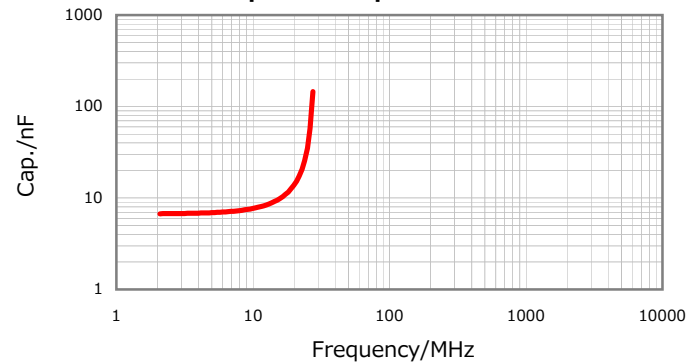
**|Z| vs. Freq. Characteristic**



**DC Bias Characteristic**



**Cap. vs. Freq. Characteristic**



**Temperature Characteristics**



Characterization Sheet (MLCC with Dipped Radial Lead)



All specifications are subject to change without notice.

December 28, 2015