

Miniature Fuse, 5 x 20 mm, Super-Time-Lag TT, NF, 220 VAC



NF C 93-435 · 220 VAC · Super-Time-Lag TT



Description

- Low Breaking Capacity

Standards

- UL 248-14
- NF C 93-435 - Model HA20
- Contrôle de Conformité de Qualité (CCQ)

Approvals

- UL File Number: E42088

Weblinks

[pdf datasheet](#), [html-datasheet](#), [General Product Information](#), [Packaging details](#), [Approvals](#), [CE declaration of conformity](#), [RoHS](#), [CHINA-RoHS](#), [REACH](#), [Distributor-Stock-Check](#), [Detailed request for product](#)

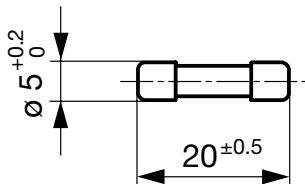
Technical Data

Rated Voltage	32 - 220 VAC
Rated current	0.031 - 15 A
Breaking Capacity	40 A - 100 A
Characteristic	Super-Time-Lag TT
Mounting	Fuseholder / Clip
Admissible Ambient Air Temp.	-40 °C to 70 °C
Climatic Category	40/070/56 acc. to IEC 60068-1
Material: Tube	Glass
Material: Endcaps	Nickel-Plated Copper Alloy
Unit Weight	1.4 g
Storage Conditions	0 °C to 60 °C, max. 70% r.h.
Product Marking	Type, HA20, Rated current, Characteristic

Resistance to Vibration	acc. to NF C 20-706 / IEC 60068-2-6, test Fc
Shocks	acc. to NF C 20-706 / IEC 60068-2-27
Salt Mist	acc. to NF C 20-711 / IEC 60068-2-11

Detailed information on product approvals, code requirements, usage instructions and detailed test conditions can be looked up in [General Product Information](#)

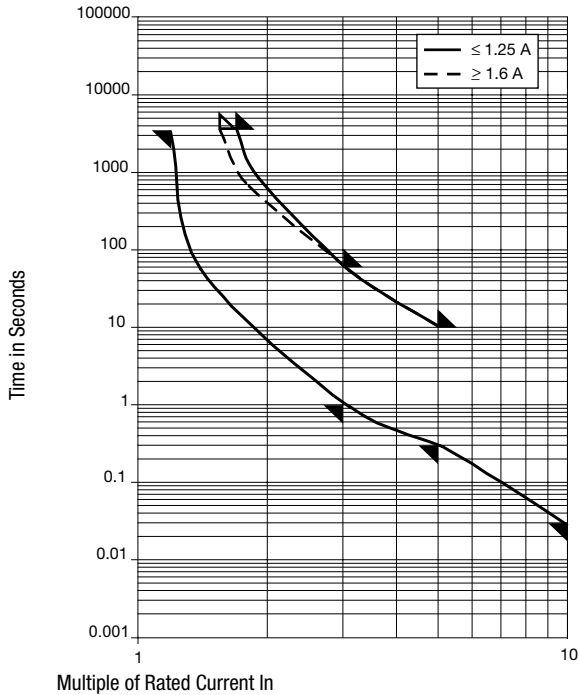
Dimension



Pre-Arcing Time

Rated Current I _n	1.1 x I _n min.	2.0 x I _n max.	2.1 x I _n max.	3.0 x I _n min.	3.0 x I _n max.	5.0 x I _n min.	5.0 x I _n max.	10.0 x I _n min.
0.031 A - 1.25 A	-	10 min	-	1 s	60 s	300 ms	10 s	30 ms
1.6 A - 15 A	-	-	10 min	1 s	60 s	300 ms	10 s	30 ms



Time-Current-Curves



All Variants

Rated Current [A]	Rated Voltage [VAC]	Breaking Capacity	Voltage Drop 1.0 I _n typ. [mV]	Power Dissipation 1.1 I _n typ. [mW]	Melting I ² t 10.0 Intyp. [A ² s]	Order Number
0.031	220	1)	3850	145	0.079	7030.3110
0.04	220	1)	3150	155	0.2	7030.3120
0.05	220	1)	2600	160	0.22	7030.3130
0.063	220	1)	2000	155	0.35	7030.3140
0.08	220	1)	1850	180	0.26	7030.3150
0.1	220	1)	1600	190	0.028	7030.3210
0.16	220	2)	745	150	0.2	7030.3230
0.2	220	2)	715	180	0.39	7030.3240
0.25	220	2)	480	150	0.4	7030.3250
0.31	220	2)	870	340	0.21	7030.3260
0.4	220	2)	665	340	0.64	7030.3270
0.5	220	2)	555	360	1	7030.3280
0.63	220	2)	460	370	1.6	7030.3290
0.8	220	2)	365	370	4.2	7030.3310
1	220	2)	295	365	9	7030.3320
1.25	220	2)	300	465	7.1	7030.3330
1.6	125	3)	280	535	22	7040.3110
2	125	3)	245	595	43	7040.3120
2.5	125	3)	210	630	128	7040.3130
3.15	125	3)	160	615	370	7040.3140
4	125	4)	165	790	260	7040.3150
5	125	4)	175	1100	440	7040.3160



Rated Current [A]	Rated Voltage [VAC]	Breaking Capacity	Voltage Drop 1.0 I _n typ. [mV]	Power Dissipation 1.1 I _n typ. [mW]	Melting I ² t 10.0 Intyp. [A ² s]	  GAM T1 NNO	Order Number
6.3	125	4)	105	775	800	● ●	7040.3170
8	125	5)	105	1000	1400	●	7040.3180
10	125	5)	90	1050	2200	●	7040.3190
12.5	32	6)	55	795	890		7040.3200
15	32	6)	45	745	3400		7040.3210

Most Popular.

Availability for all products can be searched real-time: <http://www.schurter.com/en/Stock-Check/Stock-Check-SCHURTER>

- 1) NF: 60 A @ 220 VAC , p.f. = 1.0
- 1) UL: 4000 A @ 125 VAC , p.f. ≥ 0.9 / 4000 A @ 125 VDC , L/R = 5 ms
- 2) NF: 60 A @ 220 VAC , p.f. = 1.0
- 2) UL: 50 A @ 125 VAC , p.f. = 1.0 / 50 A @ 125 VDC , L/R = 5 ms
- 3) NF: 40 A @ 125 VAC , p.f. = 0.7 - 0.8
- 3) UL: 100 A @ 125 VAC , p.f. ≥ 0.9
- 4) NF: 40 A @ 125 VAC , p.f. = 0.7 - 0.8
- 4) UL: 50 A @ 125 VAC , p.f. ≥ 0.9
- 5) UL: 50 @ 125 VAC , p.f. ≥ 0.9
- 6) 100 A @ 32 VAC , p.f. ≥ 0.9

Packaging Unit Small Box Pack (10 pcs.)